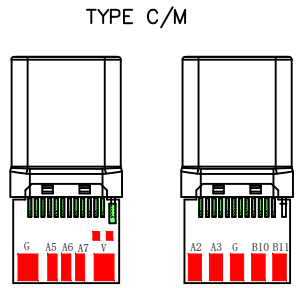
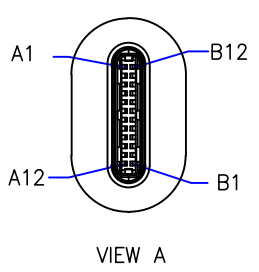
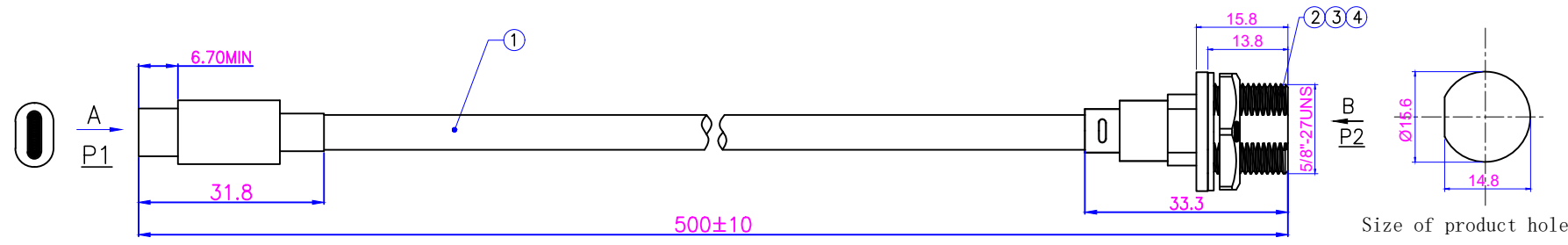
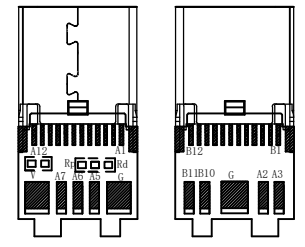


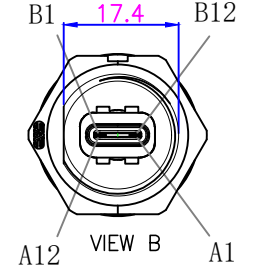
1 2 3 4 5 6



TYPE C3.0 Male plug welding surface



Welding face of female plug



Size of product hole

Pin Assignment 接线定义		
P1	Wire Color 线性颜色	P2
A4	Red 红	A4
A9		A9
B4		B4
B9		B9
A1	Black 黑	A1
A12		A12
B1		B1
B12		B12
A5	Yellow 黄	A5
B5	Blue 蓝	B5
A6	Green 绿	A6
A7	White 白	A7
B10	Orange 橙	B10
B11	Violet 紫	B11
A2	Blue 蓝	A2
A3	Yellow 黄	A3
Shell	Braided shield	Shell

Matters needing attention in production

Connector General Specifications	
Wire specifications	30/24AWG
Contact quantity	10
Temperature range	-40°C~+80°C
Flame retardant grade	UL94-V0
Degree of protection	IP67
Withstand voltage	≥AC1000V/1min
Rated current	1.5A
Contact resistance	≤30 mΩ
Insulation resistance	≥100MΩ DC500V

4	E10 Plastic hexagon nuts 5/8 -27(22.5 -20 -3.6 single chamfer)	pc	1
3	E10 50 ° silicone rubber gasket for seat waterproof ring φ20.3 x φ15.4-1	pc	1
2	E10 Threaded plate back Type C female socket housing	pc	1
1	Custom Type C 3.0 male plug to Type C 3.0 female plug, wire harness total length (including connectors) L = 0.5M, Type C male plug use TYPE-c 3.0 extension case terminal gold plating 1U, type C female plug uses TYPE-c 24pin 3.0 female socket, terminals are plated with gold 1U, wire uses (32AWGX1P+EAM)×2 +32AWG×1P+32AWG×1C+24AWG×2C+AEB TS OD=4.5, wiring definition:A4/A9/B4/B9-red-A4/A9/B4/B9, A1/A12/B1/B12-black-A1/A12/B1/B12, A5-yellow-A5, B5-blue-B5, A6-green-A6, A7-white-A7, A2-blue-A2, A3-yellow-A3, B10-orange-B10, B11-PURPLE-B11, shell-braided-shell (1P07-E10 C3-F-M/C3-A-M-0.5M)	pc	1
No.	Specification	Unit	Q'ty

深圳市正成电气有限公司  
受控文件

Statement: Please confirm and return the drawings within 2 working days. If the drawings are not returned after the expiration date, the default is that you have been confirmed to be qualified.

Business confirmation

Customer	DWN NO	DATE	DWN	APVD
P/N		2023-03-17	周子翔	
Product Name		UNIT: mm	Size:A4	

RoHS

GENERAL TOLERANCE (UNLESS SPECIFIED)		DWN
≤10	±0.1	CHK
<10~≤20	±0.2	APVD
<20~≤50	±0.5	
Angle	±3'	
THIRD ANGLE		



TITLE
E10 C3-TF-F/C3-A-M-0.5M
PART NO
DRAWING NO
2CA2-E10 C3-TF-F/C3-A-M-0.5M